



Meadowgate School

Autumn Term 2007 Newsletter

A good start to the new academic year!

Dear Parents/Carers

It has been a good start to our new year. Students are coming to school every day with very good attitudes and mainly positive behaviour! We have welcomed all new students to our school in an assembly on the first day.

The first half term has almost flown by already, and students have already produced many excellent pieces of work. Staff have planned many interesting and exciting tasks and events for the rest of term.


Mrs Stacey Pepper and Mrs Chrissie Birch left on maternity leave in July. The former has produced a lovely girl over summer and the latter gave birth to a bouncing boy last month. We know you will join us in wishing them all well!

As always, we look forward to your continued support!

Building Schools for the Future

Many of you are aware that Meadowgate School is one of six Fenland schools to be receiving several million pounds in two years time to build new classrooms etc. We have held several meetings already and students have been asked to come up with thoughts and ideas! **There is a big meeting coming up next month which all parents and carers are invited to, as well as other members of our local community.** It is taking place here at school on:

Wednesday 7th November from 4.00pm to 6.00pm. We hope that many parents and carers will be able to attend to find out more about these exciting plans.



Newsletter Date:
Thursday 12th Oct 07

Exam successes!

Our Year 11 students again performed very well in their GCSE Art exams, with all entrants passing well. Their work can be seen in the school foyer and dining room—make sure you look at the paintings when you next come into school!

Some important dates for the term ahead:

Parents/Carers' Eve:
(including Careers

Convention):
Tues 30th Oct 2007

Pupils' Halloween
Disco: 31st Oct 2007

Christmas Service:
Mon 18th Dec at

10.30am in Salvation
Army Citadel, Wsbch.

Last day of term:
Wednesday 19th Dec

Inside Story Headline

This story can fit 150-200 words.

One benefit of using your newsletter as a promotional tool is that you can reuse content from other marketing materials, such as press releases, market studies, and reports.

While your main goal of distributing a newsletter might be to sell your product or service, the key to a successful newsletter is making it useful to your readers.

A great way to add useful content to your newsletter is to develop and write your own articles, or include a calendar of upcoming events or a special offer that promotes a new product.

You can also research articles or find “filler” articles by accessing the World Wide Web. You can write about a variety of topics but try to keep your articles short.

Much of the content you put in your newsletter can also be used for your Web site. Microsoft Publisher offers a simple way to convert your newsletter to a Web publication. So, when you’re finished writing your newsletter, convert it to a

Web site and post it.



Caption describing picture or graphic.

Inside Story Headline

This story can fit 100-150 words.

The subject matter that appears in newsletters is virtually endless. You can include stories that focus on current technologies or innovations in your field.

You may also want to note business or economic trends, or make predictions for your customers or clients.

If the newsletter is distributed internally, you might comment upon new procedures or improvements to the business. Sales figures or earnings will show how your business is growing.

Some newsletters include a column that is updated every issue, for instance, an advice column, a book review, a letter from the president, or an editorial. You can also profile new employees or top customers or vendors.


“To catch the reader's attention, place an interesting sentence or quote from the story here.”

Inside Story Headline

This story can fit 75-125 words.

Selecting pictures or graphics is an important part of adding content to your newsletter.

Think about your article and ask yourself if the picture supports or enhances



Caption describing picture or graphic.

the message you’re trying to convey. Avoid selecting images that appear to be out of context.

Microsoft Publisher includes thousands of clip art images from which you can choose and import into your newsletter. There are also several tools you

can use to draw shapes and symbols.

Once you have chosen an image, place it close to the article. Be sure to place the caption of the image near the image.

Inside Story Headline

This story can fit 150-200 words.

One benefit of using your newsletter as a promotional tool is that you can reuse content from other marketing materials, such as press releases, market studies, and reports.


While your main goal of distributing a newsletter might be to sell your product or service, the key to a successful newsletter is making it useful to your readers.

A great way to add useful content to your newsletter is to develop and write your own articles, or include a calendar of upcoming events or a special offer that promotes a new product.

You can also research articles or find “filler” articles by accessing the World Wide Web. You can write about a variety of topics but try to keep your articles short.

Much of the content you put in your newsletter can also be used for your Web site. Microsoft Publisher offers a simple way to convert your newsletter to a Web publication. So, when you’re finished writing your newsletter, convert it to a

Web site and post it.



Caption describing picture or graphic.

Inside Story Headline

This story can fit 100-150 words.

The subject matter that appears in newsletters is virtually endless. You can include stories that focus on current technologies or innovations in your field.

You may also want to note business or economic trends, or make predictions for your customers or clients.

If the newsletter is distributed internally, you might comment upon new procedures or improvements to the business. Sales figures or earnings will show how your business is growing.

Some newsletters include a column that is updated every issue, for instance, an advice column, a book review, a letter from the president, or an editorial. You can also profile new employees or top customers or vendors.


“To catch the reader's attention, place an interesting sentence or quote from the story here.”

Inside Story Headline

This story can fit 75-125 words.

Selecting pictures or graphics is an important part of adding content to your newsletter.

Think about your article and ask yourself if the picture supports or enhances



Caption describing picture or graphic.

the message you’re trying to convey. Avoid selecting images that appear to be out of context.

Microsoft Publisher includes thousands of clip art images from which you can choose and import into your newsletter. There are also several tools you

can use to draw shapes and symbols.

Once you have chosen an image, place it close to the article. Be sure to place the caption of the image near the image.

Autumn Term 2007 Newsletter

Meadowgate Lane
Wisbech, Cambs
PE13 2JH Phone: 01945 461836

Christmas Performances:

Following the success of the last two year's 'Evening of the Arts' sensation, we are holding our third event on **Wednesday 5th Dec** at **Thomas Clarkson Community College** at **7.00pm**. This will again take the place of a Secondary concert at school this year.

The **Primary school Christmas concert** will be on **Monday 10th December** at **1.15pm**.

The traditional **Leaver's Panto** will be held on **Tuesday 18th December** at **1.30pm**.

More details of all events will appear later in the term.

Specialist School bid

You will be delighted to learn that we have managed to raise the £20,000 necessary to support our bid for Specialist School status. **A huge thank you to all the wonderful people who have contributed money or helped us by supporting the numerous events over the past twelve months!** We have also now completed the very lengthy and demanding application form. We will, of course, inform you of developments over the next few months.

Three students on Fenland Council!

Congratulations are due to three more students who are representing Meadowgate on this year's Fenland Youth District Council. They are: Shaun Freear from Leavers, Caitlin Holmes from Hawks and Tori Sykes from Falcons! **Well done!**

Website address:
www.meadowgate.cambs.sch.uk

Wisbech Town Christmas lights!

We have been asked by Wisbech Town Council to assist in the turning on of the Xmas lights this year for the first time ever! One student from each group will be picked out of a hat for the occasion on:

Friday 23rd November

The event will include joining the procession from the Mayor's Parlour to Market Square. Naturally we will let you know of the lucky winners nearer the date.



Neil Sears—Headteacher

Christmas Craft Fair

Come and enjoy our first Xmas Craft Fair taking place on:

Saturday 3rd November
from 11.00am—2.00pm

There will be craft stalls, Santa's Grotto, refreshments, activities for children, cake stall, raffle and much more!

Any questions or comments about these or any other matters please contact me at school. Thanks!